



2022-2025 Plan Portfolio

Draft Presentation to the SAG

October 27, 2020

PEOPLES GAS®
ENERGY EFFICIENCY PROGRAM

NORTH SHORE GAS®
ENERGY EFFICIENCY PROGRAM

Welcome

Christina Pagnusat

Director Energy Efficiency and Business Customer Engagement
Peoples Gas and North Shore Gas
christina.pagnusat@wecenergygroup.com

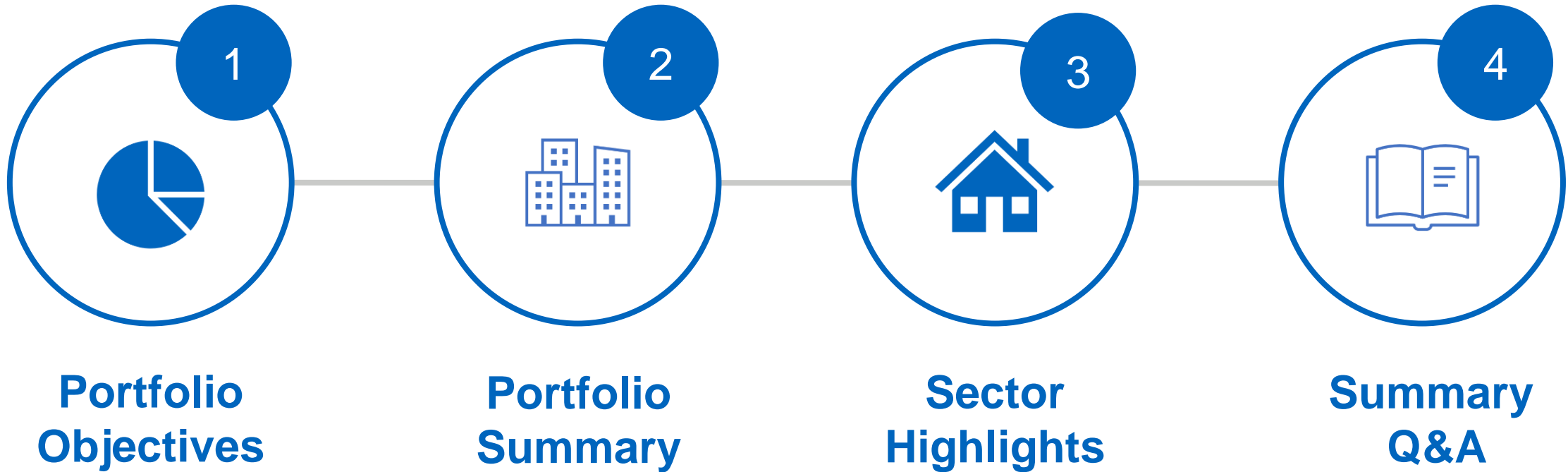



Victoria Nielsen

Project Manager
Applied Energy Group, Inc.
vnielsen@appliedenergygroup.com



Agenda





2022-2025 Portfolio Objectives

Peoples Gas and North Shore Gas

PGL and NSG Portfolio Objectives

Serve our Customers

Provide energy efficiency programs that are accessible and available to all PGL and NSG customers and direct budget towards serving our communities in meaningful ways.



Collaborate with Key Partners

Incorporate feedback and ideas from stakeholders and community-based organizations to enhance offerings and ensure we reach a broader customer base.



Support Market Transformation

Expand previous budget for Market Transformation and Research & Development for PGL and NSG to support the development and integration of new technologies.



Increase Diversity

Develop and deploy portfolio diversity plan to recruit more diverse vendors, ensure diverse customer participation in our programs and track progress.



Achieve Energy Savings Goals

Balance portfolio objectives to achieve our overall savings goals.



Research & Development Market Transformation

Investment in the development of new technologies and market transformation will identify new opportunities for savings.



Gas Heat Pump Pilot

New tech for residential market



Venturi Steam Traps

Reliable and longer lasting



Machine Learning

Dehumidification optimization technology



Radiator Optimization

Reduce waste in old buildings and improve space comfort



Portfolio Diversity

- Goal to drive more diverse participation
 - ✓ Customers
 - ✓ Community-based partners
 - ✓ Implementation contractors
 - ✓ Trade allies
- Proposed initiatives
 - ✓ Develop PGL & NSG Portfolio Diversity Plan
 - Enhance contractor diversity goals and require additional tracking and reporting
 - Develop strategy for recruitment, development and support of diverse and community-based partners
 - Collaborate with other Illinois utilities to support long-term diverse business growth and participation in region



2022-2025 Portfolio Summary

Peoples Gas and North Shore Gas

PGL and NSG: Budget and Savings Summary

PGL	2022	2023	2024	2025
Budget	\$28,780,458	\$28,780,458	\$28,780,458	\$28,780,458
Savings	8,832,465	8,848,939	8,855,752	8,869,264
TRC	1.64	1.70	1.76	1.82

NSG	2022	2023	2024	2025
Budget	\$4,029,422	\$4,029,422	\$4,029,422	\$4,029,422
Savings	1,613,363	1,614,320	1,618,339	1,605,302
TRC	2.25	2.26	2.34	2.43

- Consistent budgets across all 4 years
 - ✓ Budget developed using forecast 2022 retail sales
- Savings targets build from the measure level up
 - ✓ Consideration of past performance, potential study, TRM changes, and new initiatives/priorities

Peoples Gas: Portfolio Summary

	4 YR AVG	%	4 YR AVG	%
	Budget (\$)		Savings (therms)	
Residential	\$6,022,784	21%	2,975,380	34%
Business	\$8,862,638	31%	4,301,055	48%
Income Eligible	\$9,523,923	33%	1,569,537	18%
Portfolio Costs	\$4,371,113	15%	5,633	0%
Total	\$28,780,458	100%	8,848,435	100%

- Emphasis on income eligible initiatives – expansion of offerings to reach more customers and diversify energy efficiency opportunities
- Dedicated funding for innovative market development – commercial food service program and gas heat pump pilot
- Updates to market rate residential offerings

North Shore Gas: Portfolio Summary

	4 YR AVG	%	4 YR AVG	%
	Budget (\$)		Savings (therms)	
Residential	\$1,204,710	30%	421,361	26%
Business	\$1,650,829	41%	1,068,071	67%
Income Eligible	\$600,726	15%	118,947	7%
Portfolio Costs	\$573,158	14%	4,451	0%
Total	\$4,029,422	100%	1,612,831	100%

- Provide comprehensive offerings for market rate residential customers
- Expanded income eligible offerings – but comparatively still a smaller portion of NSG portfolio
- Increased budget for small and midsize business programs









Sector Highlights

Peoples Gas and North Shore Gas

PEOPLES GAS®
ENERGY EFFICIENCY PROGRAM

NORTH SHORE GAS®
ENERGY EFFICIENCY PROGRAM

Residential Sector: Highlights









Program	Highlights	Joint Indicator	Peoples Gas Applicable	North Shore Gas Applicable
Elementary Energy Education	Program split between income eligible and market rate.	Joint - ComEd, Nicor	Higher portion of schools in IE neighborhood	Larger proportion of market rate customers in service territory
Home Energy Jumpstart	New pilot carve-out with blower door test and air sealing at the time of assessment. Continuation of virtual assessment option. Leave behind measures for virtual options.	N/A		
Home Energy Rebate	Increased furnace rebate, gas-only Wx, modeled gas-only smart t-stat rebate – in current conversations for joint rebate.	N/A		
Multi-Family	Continuation of a well-established one-stop-shop program.	Joint DI & Assessments Non-joint Prescriptive, Custom & GOS		

Residential Sector: Details

	Peoples Gas			North Shore Gas	
Program	Budget (4 yr avg)	Savings (4 yr avg)		Budget (4 yr avg)	Savings (4 yr avg)
Elementary Energy Education	\$17,518	13,254		\$27,153	22,394
Home Energy Jumpstart	\$958,365	253,524		\$291,418	71,504
Home Energy Rebate	\$1,359,580	504,743		\$750,062	251,785
Multi-family	\$3,687,322	2,203,859		\$151,484	81,719
Total Sector	\$6,022,784	2,975,380		\$1,220,118	427,403

- Split of EEE and HEJ into complementary IE offerings
- HEJ pilot with blower door test and air sealing at assessment
- Redirecting Home Energy Report program budget

Business Sector: Highlights









Program	Highlights	Joint Indicator	Peoples Gas Applicable	North Shore Gas Applicable
Commercial & Industrial	Continuation of comprehensive offerings - prescriptive, custom, RCx, GOS, SEM, BNC.	Partial Joint - ComEd (Joint = RCx, BNC, SEM)		
Public Sector	Increased prescriptive rebates by 30%.	Partial Joint - ComEd (Joint = RCx, BNC)		
Small & Midsize Business	Continuation of DI and prescriptive and custom measures. Addition of gas-only kits.	N/A		
Commercial Food Service Program ** NEW **	An expansion of pilot to a full midstream program.	Joint - ComEd, Nicor		

Business Sector: Details

	Peoples Gas			North Shore Gas	
Program	Budget (4 yr avg)	Savings (4 yr avg)		Budget (4 yr avg)	Savings (4 yr avg)
Commercial & Industrial	\$3,257,818	2,166,365		\$764,444	739,441
Public Sector	\$2,878,046	668,893		\$402,942	95,955
Small & Midsize Business	\$2,493,120	1,369,506		\$365,433	193,501
Commercial Food Service Program	\$233,655	96,291		\$118,010	39,175
Total Sector	\$8,862,638	4,301,055		\$1,650,829	1,068,071

- Continuation of effective and comprehensive business programs
- Increased public sector rebates to drive participation
- Emphasis on small & midsize program, continuation of kit offerings that began in 2020

Income Eligible Sector: Highlights

Program	Highlights	Joint Indicator	Peoples Gas Applicable	North Shore Gas Applicable
Elementary Energy Education	Program split between income eligible and market rate neighborhoods.	Joint - ComEd, Nicor		
Home Energy Jumpstart	Shift budget to target IE customers through Jumpstart. Continuation of virtual assessment option. Leave behind measures for virtual options.	Joint - ComEd		
Single Family	Continuation of CBA and IHWAP paths, with the expansion of IE kits (currently gas only, potential joint).	Joint – CBA, IHWAP		
Multi-family	Continuation of all current paths - IEMS, IHWAP, PHES, IE MF PTA, AHNC.	Joint – IMES/AHNC – ComEd, IHWAP – ComEd/Nicor		

Income Eligible Sector: Details

	Peoples Gas			North Shore Gas	
Program	Budget (4 yr avg)	Savings (4 yr avg)		Budget (4 yr avg)	Savings (4 yr avg)
Elementary Energy Education	\$420,428	318,097		\$16,023	13,726
Home Energy Jumpstart	\$147,671	65,230		\$43,873	16,906
Single Family	\$5,976,767	616,590		\$224,574	52,841
Multi-Family	\$2,979,057	569,620		\$316,255	35,474
Total Sector	\$9,523,923	1,569,537		\$600,726	118,947

- Expansion of CAA relationships through wider IE kit delivery
- Addition of HEJ offering to provide another avenue to engage IE customers

Balancing Portfolio Priorities

**Working to achieve
balance of priorities**



**Integrate ideas from
stakeholders**



**Drive participation and
benefit for all
customers**



**Increase portfolio
diversity goals**



**Directly support more
R&D and market
transformation
initiatives**



**Offer joint programs
where possible to
maximize customer
experience**





PEOPLES GAS®
ENERGY EFFICIENCY PROGRAM

NORTH SHORE GAS®
ENERGY EFFICIENCY PROGRAM

Thank You

Questions & Answers