



Energy Efficiency PROGRAM

PY2023 Quarterly Report

FOURTH QUARTER REPORT

(January - December)

Data presented in this document is based on preliminary results and is subject to revision and evaluation adjustments. The Ameren Illinois Energy Efficiency Program is funded by Ameren Illinois customers in compliance with Illinois Public Act 95-0481.



Artwork by Chantell Marlow, member of the Peoria Guild of Black Artists

TABLE OF CONTENTS



Portfolio Summary	3
Residential Program	6
Retail Products Initiative	8
Market Rate Single-Family Initiative	9
Public Housing Initiative	10
Market Rate Multifamily Initiative	10
Direct Distribution of Efficient Products Initiative	11
Income Qualified Initiative	12
Business Program	16
Standard Initiative	17
Midstream Initiative	18
Small Business Initiative	19
Custom Initiative	20
Retro-Commissioning (RCx) Initiative	20
Street Lighting Initiative	21
Voltage Optimization	22
Market Transformation	23
Market Development Initiative	24
Marketing Education and Awareness	26
Low-Income Customer Outreach	27
Customer Coordination Efforts	27
Multifamily Reporting	28
Appendix	31

PY 2023 PORTFOLIO SUMMARY

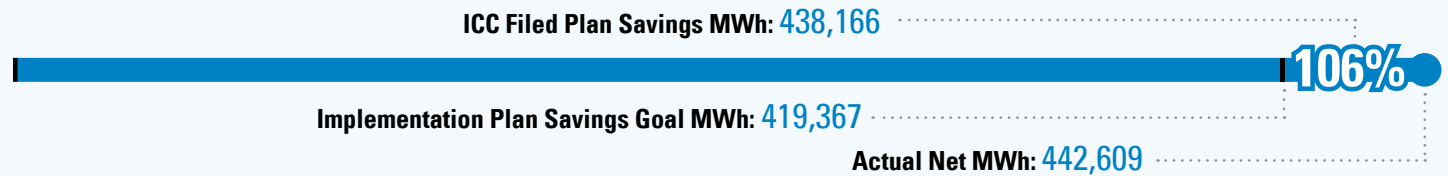


Artwork by Chantell Marlow, member of the Peoria Guild of Black Artists

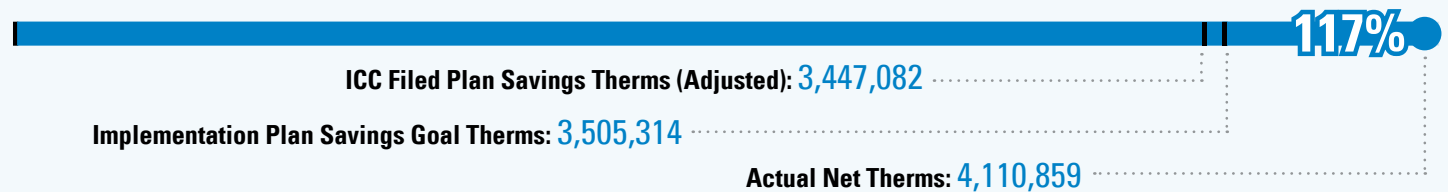
Ameren Illinois Company (AIC) d/b/a Ameren Illinois ("Ameren Illinois") provides this quarterly report for the period of January – December 2023 pursuant to Section 6.5 of the Illinois Energy Efficiency Policy Manual Version 2.1 (effective Jan. 1, 2022). Consistent with Section 6.5, Ameren Illinois provides this report using a common template developed in collaboration with other Illinois utilities and stakeholders, and it is designed to provide the categories of information set forth in Section 6.5. The information in this quarterly report may be based on preliminary results and will be assessed for revision, evaluation and adjustment, with updates and changes being made on a quarterly basis. As set forth in Section 6.5, interested stakeholders should raise any questions regarding the programs addressed in this report through the Illinois Stakeholder Advisory Group process or with Ameren Illinois directly, including to identify any updates or changes made since prior reports. As has been done previously, AIC will address questions, when practicable, through the appropriate channels, including updates to this report.

Portfolio Overall Savings Achievement in 2023

Electric Implementation Plan Savings Goal



Gas Implementation Plan Savings Goal

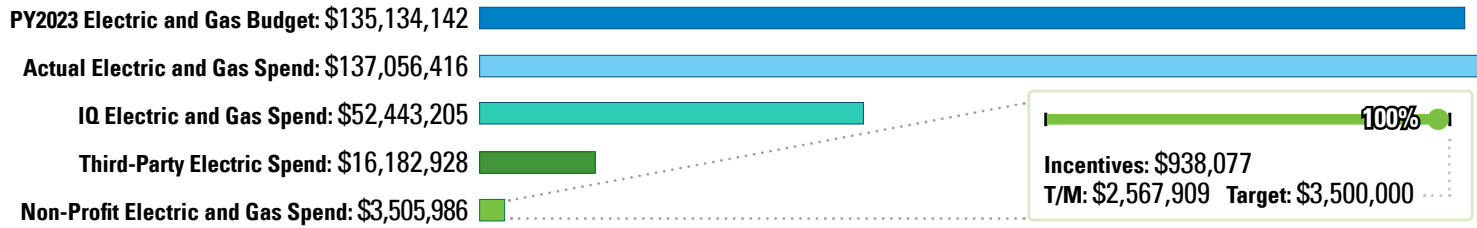


Ameren Illinois received approval from the Commission for its 2022 Plan on July 22, 2021. Subsequently, passage of Public Act 102-0662 amended Section 8-103B of the Act, which sets forth electric energy efficiency provisions applicable to the 2022 Plan. Ameren Illinois filed a modified plan with the Commission on April 14, 2022 to reflect affected elements of the 2022 Plan approved by the Commission. Information on budgets, goals and savings contained in this report reflect the plan approved by the Commission on June 23, 2022.

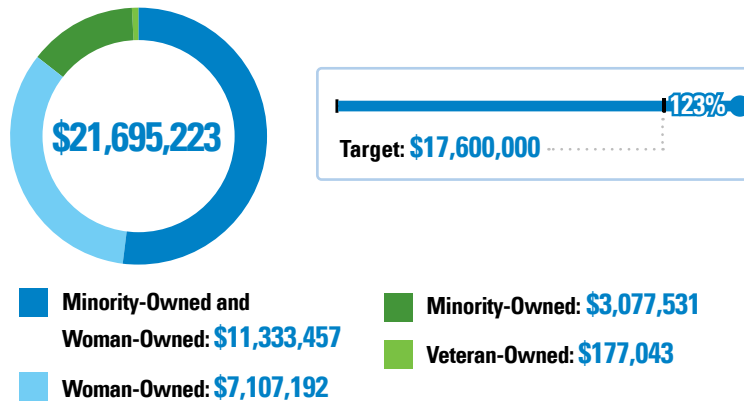
PY2023 PORTFOLIO SUMMARY



Portfolio Overall Spend Achievement in 2023



PY2023 Diverse Supplier Time & Materials Spend



Tier Breakdown

Tier 1 Diverse Supplier Count/Spend

Minority/Woman Owned: **2 / \$630,837**
 Woman-Owned: **3 / \$360,888**
 Minority Owned: **2 / \$101,757**
 Veteran Owned: **1 / \$12,731**

Total Spend Tier 1: \$1,106,212

Tier 2 Diverse Supplier Count/Spend

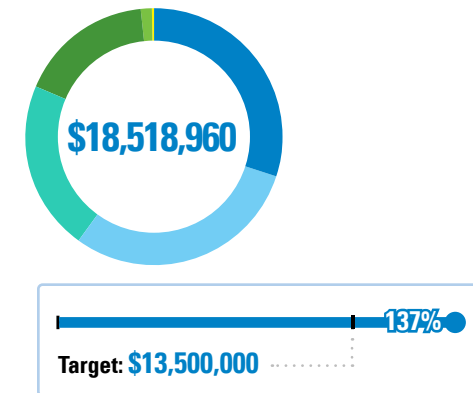
Minority/Woman Owned: **2 / \$10,702,621**
 Woman Owned: **13 / \$6,746,304**
 Minority Owned: **6 / \$2,975,774**
 Veteran Owned: **1 / \$164,312**

Total Spend Tier 2: \$20,589,011

Health and Safety Spend

Channel	Overall Spend
IQ - Community Action Agency (CAA)	\$185,019
IQ - Single-Family	\$2,806,712
IQ - Mobile Homes	\$491,356
IQ - Multifamily	\$118,295
Total	\$3,601,382

PY2023 Diverse Program Ally Incentive Spend



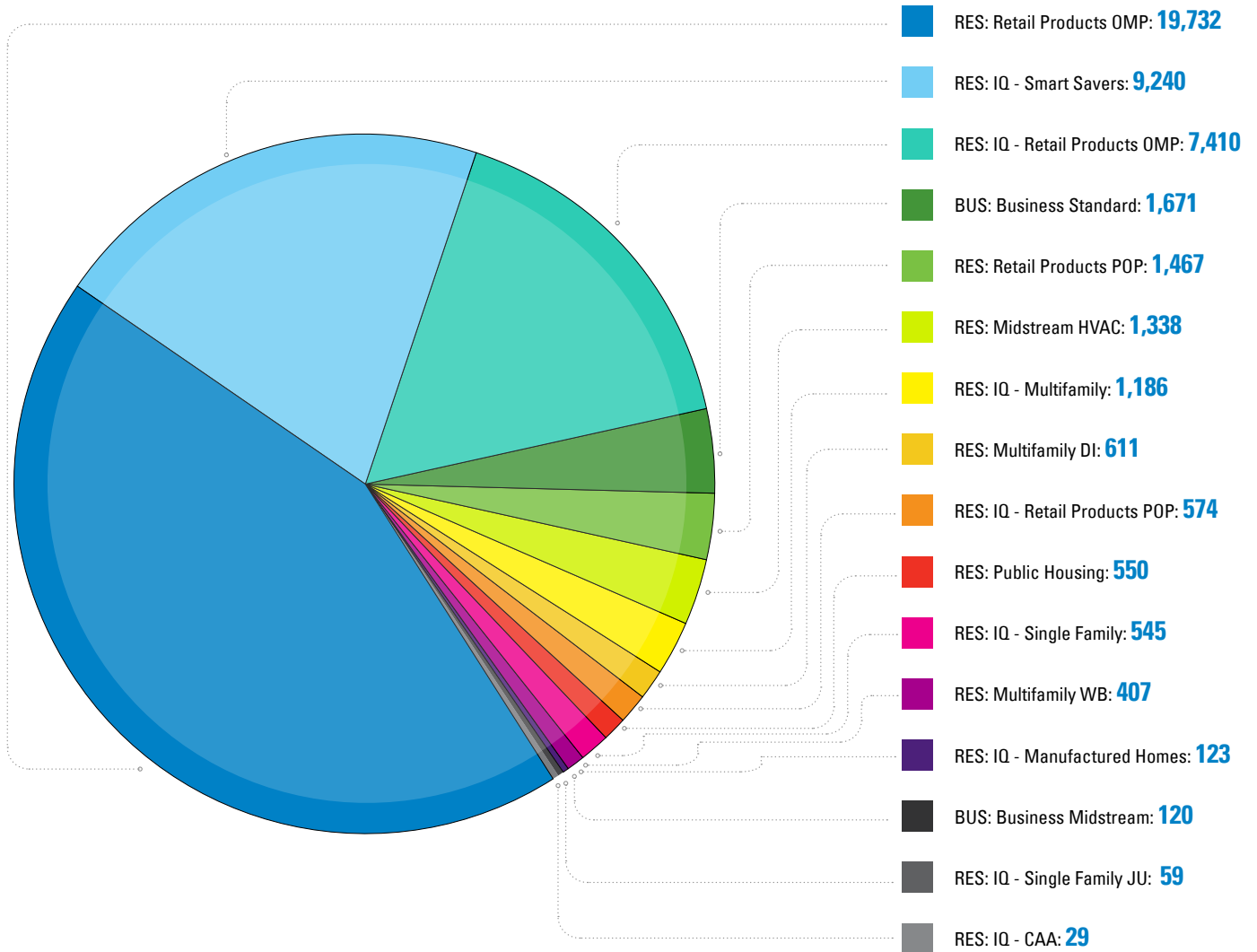
- 36** Woman-Owned: **\$6,000,533**
- 17** Minority-Owned: **\$5,073,451**
- 8** Minority-Owned and Woman-Owned: **\$4,181,363**
- 19** Veteran-Owned: **\$3,061,076**
- 1** Veteran-Owned and Woman-Owned: **\$181,259**
- 3** Veteran-Owned and Minority-Owned: **\$19,704**
- 1** Veteran-Owned, Minority-Owned and Woman-Owned: **\$1,575**

The number of Program Allies in each classification is denoted in the colored boxes.

*Health and Safety spend is included in the \$52,443,205 Income Qualified Spend.

Smart Thermostats Incentivized in 2023

45,062 total smart thermostats incentivized.

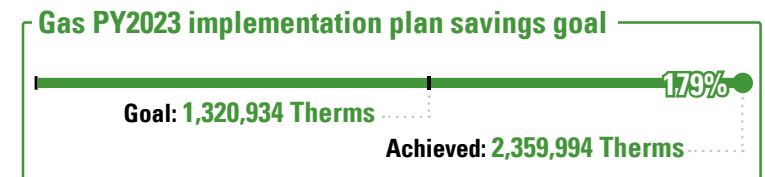
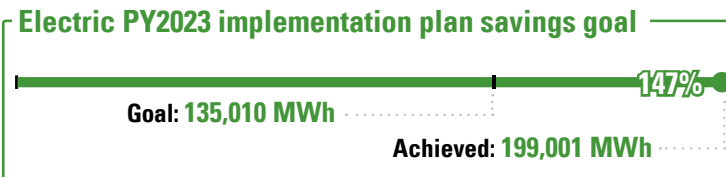


RESIDENTIAL PROGRAM

The Residential Program includes six initiatives that address key electric and natural gas end-uses in single-family homes and multifamily properties. The Residential Program offers a range of educational opportunities and incentives for consumers to implement a series of energy efficiency improvements. Direct installation initiatives, targeted primarily to low- to moderate-income customers, are designed to achieve reductions in energy consumption within participants' homes, followed by comprehensive weatherization services. Each initiative is a potential entry point for consumers into the Program, which is structured to facilitate cross-promotion between initiatives and maximize participation. There is a significant focus on assisting low- to moderate-income customers to reduce their energy costs, with much of that focus within the Income Qualified (IQ) Initiative. Ameren Illinois' large geographic service territory encompasses over 43,700 square miles and serves more than one million residential customers of which over 640,000 receive both electric and gas service.


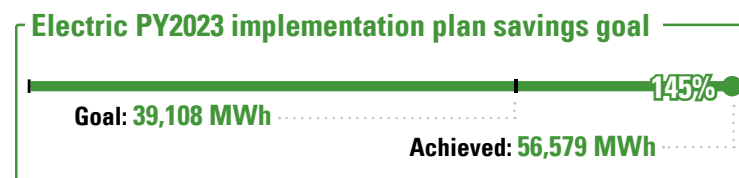
Q4 Update Residential Program (All Initiatives):

- Through Q4, the Residential Program has achieved 199,001 (147%) of its electric PY2023 implementation plan savings goal of 135,010 MWh and 2,359,994 therms (179%) of its gas PY2023 implementation plan savings goal of 1,320,934 therms.¹



Q4 Update Residential Program (Non-IQ):

- Through Q4, the Residential Program (Non-IQ) achieved 56,579 MWh (145%) of its electric PY2023 implementation plan savings goal of 39,108 MWh and 1,375,186 therms (228%) of its gas PY2023 implementation plan savings goal of 604,252 therms¹



RESIDENTIAL PROGRAM



Artwork by Chantell Marlow, member of the Peoria Guild of Black Artists

Q4 Update Residential Program (IQ Channels):

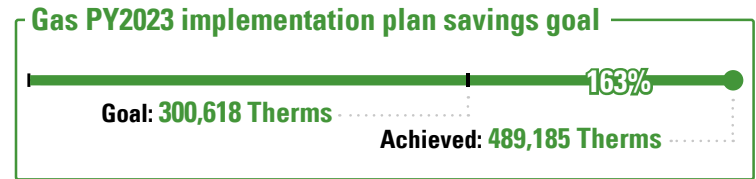
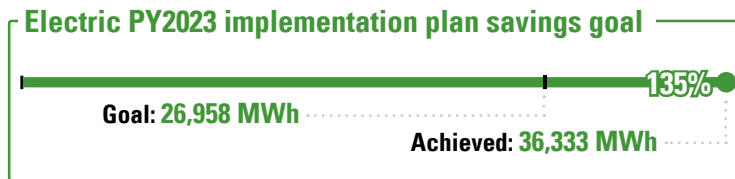
- Through Q4, the Residential Program (IQ) achieved 142,422 MWh (149%) of its electric PY2023 implementation plan savings goal of 95,902 MWh and 984,808 therms (137%) of its gas PY2023 implementation plan savings goal of 716,682 therms.²



Q4 Update Residential Program (Third-Party):

Consistent with the Sections 8-103B(g)(4) of the Illinois Public Utilities Act 220 ILCS 5/8-101, the identified initiatives are being funded by Ameren Illinois as part of the third-party energy efficiency programs and are separately reported in this section.

- Through Q4, 3rd Party Programs achieved 36,333 (135%) of the Ameren Illinois electric PY2023 implementation plan savings goal of 26,958 MWh and 489,185, (163%) of its gas PY2023 implementation plan savings goal of 300,618 therms.²



Note: SAG (Stakeholder Advisory Group) reporting template has Residential initiatives separated by Non-IQ, IQ and a BTU Conversion component; however, some Residential offerings have a component within the Residential Program that is IQ focused. Numbers are reported here to be as consistent with SAG reporting template as possible.

²Savings and goal inclusive of projected gas to electric fuel conversion savings.

RESIDENTIAL PROGRAM

Retail Products Initiative

Overview: *The Retail Products Initiative intervenes at the point of sale to encourage residential customers to purchase high-efficiency products through "brick and mortar" retail stores and online e-commerce sites. Customers receive instant discounts and/or mail-in cash rebates as an incentive to upgrade to ENERGY STAR® and other qualified high-efficiency lighting products, home appliances and smart thermostats.*

Q4 Update:

- Retail partners promoted 2.75 million units of retail products and 10,306 product rebates, through Q4. Sales were particularly strong within the income-qualified areas throughout 2023.
- 81 thrift stores participated in the Initiative, through Q4, with approximately \$811,000 worth of products incentivized. A large portion of these thrift stores were also non-profit, which enhanced the Program's reach to underserved communities.
- End of year push with advanced thermostats occurred during Q4, with separate marketing strategies for each Initiative and Channel.

Efficient Choice Tool Channel

Overview: *This online platform is meant to serve as a "kayak.com" and "Consumer Reports" type search and compare engine for residential energy-efficient home appliances. It allows customers to compare the efficiency ratings of different household appliances and make informed purchasing decisions. Several additional website features differentiate Ameren Illinois' Efficient Choice Tool from other sites on the internet.*

Q4 Update:

- Efficient Choice Tool was promoted to customers throughout Q4, but due to less savings in comparison to the approved plan, it will not be a program offering in 2024.



Artwork by Chantell Marlow, member of the Peoria Guild of Black Artists

Market Rate Single-Family Initiative

Overview: *The Market Rate Single-Family Initiative includes a home weatherization channel for single-family customers that do not qualify for the Income Qualified Initiative. This channel is promoted under the name Home Efficiency. The Market Rate Single-Family Initiative also includes a Midstream HVAC channel to promote high efficiency equipment.*

Midstream HVAC Channel (Third-Party):

Overview: *Midstream HVAC collaborates with manufacturers, wholesalers and distributors, leveraging their relationships and existing communication channels with installation contractors to distribute information/incentives to increase the number of high-efficiency systems being sold and installed.*

Q4 Update:

- Contractors that were identified during the Heat Pump Water Heater (HPWH) promotion in collaboration with ENERGY STAR® Manufacturers Action Council (ESMAC) were added to the Energy Star 'Find a Contractor' list during Q4, resulting in 22 new contractors enrolled through Q4.
- In Q4, direct deposit was offered to distributors with 13 enrolled allowing for a faster turn-around time on payment which enables distributors to get the product out faster.
- Thank You cards were sent in Q4 to customers that participated in the Midstream HVAC Channel to nurture continued participation and educate customers on other offerings in the Energy Efficiency Portfolio.
- An Air Source Heat Pump System survey was distributed in Q4, to better understand how settings are configured on heat pump systems. In total, 21 contractors and nine distributors responded to the survey, and program staff will implement this feedback in PY2024.
- Heat Pump equipment that received incentives through Q4 included:
 - ▶ 909 Air Source Heat Pumps
 - ▶ 2,522 Ductless Mini-Split Heat Pumps
 - ▶ 144 Heat Pump Water Heaters



RESIDENTIAL PROGRAM

Home Efficiency Channel

Overview: Home Efficiency partners with Building Envelope Program Ally contractors to offer incentives to homeowners for multiple insulation and air sealing measures, covering a portion of the cost for projects completed by a Program Ally.

Q4 Update:

- 119 projects were completed, through Q4, with marketing postcards distributed in early November to generate website traffic and increase participation.
- Program Ally roundtables were held during Q4 to obtain feedback from 11 Program Allies participating in Home Efficiency. All feedback collected during these meetings will be analyzed and implemented in the new program year.

Public Housing Initiative

Overview: The Public Housing Initiative targets public sector housing owned by government entities including federal, state and municipal housing authorities. Multifamily living units and properties of three or more units are eligible for incentives. Similar to the Income Qualified Multifamily Channel, customers receive a comprehensive audit to identify the eligible weatherization services to be provided. Low-cost energy saving products are also installed in conjunction with the audit at no cost.

Q4 Update:

- The initiative served 357 buildings, including 1,180 residential units throughout Q4.
- A strong heat pump installation trend continued throughout the initiative with 45 incentivized in Q4 alone, and 92 incentivized for the year.

Market Rate Multifamily Initiative

Overview: The Market Rate Multifamily Initiative achieves electric and natural gas energy savings in multifamily buildings that do not qualify under the criteria for the Income Qualified Initiative. Property owners, managers and tenants can still qualify for similar services, including the direct installation of free low-cost energy saving measures in individual living units and common areas. The direct installation service is provided at no cost to eligible property owners and tenants, with educational materials provided in each unit that explain the energy and money saving benefits associated with installed products and other Ameren Illinois Initiatives that may be of benefit. Additional measures beyond in-unit incentives are also identified during the assessment of the property. Through all multifamily channels, a one-stop-shop approach is offered to multifamily properties managers/in-unit tenants. A comprehensive audit is provided to customers to identify eligible measures inclusive of all Residential, Small Business and Commercial offerings.

Q4 Update:

- The initiative achieved continued participation through Q4, completing 13 direct install projects serving 58 buildings consisting of 598 residential units.
- Q4 experienced a 55% increase in the total number of measures incentivized, reaching a cumulative installation of 12,658, through Q4.



Direct Distribution of Efficient Products Initiative

Overview: The Direct Distribution Initiative targets students and schools located within ZIP codes with high percentages of low- and moderate-income households. Teachers receive energy education curriculum and training by a qualified professional. Students are provided with a “take-home” kit that raises awareness about how individual actions and low-cost measures can provide reductions in electricity, natural gas and water consumption.

DDEP: School Kits Channel (Third-Party)

Overview: The School Kits Channel primarily targets students in 5th grade, providing energy efficiency and conservation awareness to families in the Ameren Illinois service territory. Participating classes receive an energy education presentation and measures directly installed by qualified professionals. Students are provided with a 'take-home' kit that raises awareness about how individual actions and low-cost measures can provide reductions in electricity, natural gas and water consumption.

Q4 Update:

- Over 9,500 kits were distributed through Q4, comprising of 381 teachers, 155 schools, and 9,098 students.
- Return rate for completed Home Energy Worksheets (HEWs) was lower for Fall coming in at 45%. Program staff will explore how to incentivize students to return completed HEWs.

DDEP: High School Innovation Channel (Third-Party)

Overview: The High School Innovation Channel primarily targets students in grades 9 through 12. In conjunction with providing energy efficiency and conservation awareness through energy efficiency kits, the channel offers an afterschool innovation camp designed to support long-term development of energy workforce professionals.

Q4 Update:

- Over 2,500 kits were distributed through Q4, reaching 45 teachers, 29 schools, and 2,470 students.
- The channel experienced an increase in interest from High Schools in Q4 with 15 schools added to the waitlist for 2024.



Artwork by Brenda Pagan and Hannah Offutt, members of the Peoria Guild of Black Artists

RESIDENTIAL PROGRAM

Income Qualified Initiative

Overview: *The Income Qualified (IQ) Initiative helps low- and moderate-income customers manage their energy consumption, create a comfortable home and can address health and safety concerns through multiple offerings. Ameren Illinois will also target electrification efforts toward low- and moderate-income homes and multifamily buildings using propane as their heating and/or water heating source.*

The IQ Initiative has eight implementation channels:

- IQ: Single-Family Channel – serving low- and moderate-income single-family homes.
- IQ: Community Action Agency Channel – serving low-income single-family homes.
- IQ: Multifamily Channel – serving low-income multifamily homes.
- IQ: Smart Savers Channel – serving low-income single-family homes (Third-Party).
- IQ: Community Kits Channel – serving low-income customers by distributing kits through community and other outreach efforts (Third-Party).
- IQ: Mobile Homes Weatherization and Air Sealing Channel – serving low-income mobile home residences (Third-Party).
- IQ: Retail Products Channel – serving low-income customers through point-of-sale purchases.
- IQ: Healthier Homes Channel – serving low- and moderate-income customers through healthy home upgrades (Third-Party).



Artwork by Chantell Marlow, member of the Peoria Guild of Black Artists

PY2023 IQ Homes Served

Single-Family Channel - Direct Install	1,790
Single-Family Channel - Comprehensive Retrofits	1,021
Single Family Channel - Joint Utility Retrofits	69
Single Family Channel - Joint Utility Kits	340
CAA Channel - Comprehensive Retrofits	323
Multifamily Channel - In-Unit (including Public Housing)	7,425
Smart Savers Channel	9,240
Mobile Homes Weatherization and Air Sealing Channel	147
Community Kits Channel	2,965
School Kits	12,000
Total IQ Homes Served	35,320

Electric Income Qualified Spend Through Q4

Channel	2023 Actuals	2023 Plan Budget
IQ CAA	\$3,654,568	\$3,780,196
IQ Community Kits	\$672,741	\$674,004
IQ Electrification	\$577,795	\$1,745,295
IQ Healthier Homes	\$35,433	\$0
IQ Mobile Homes	\$1,678,616	\$1,089,673
IQ Multi Family	\$7,999,962	\$5,197,216
IQ Retail Products	\$8,649,822	\$2,650,746
IQ Single Family	\$19,991,046	\$13,106,051
IQ Smart Savers	\$2,332,747	\$2,085,905
Total Electric	\$45,592,731	\$30,329,086

RESIDENTIAL PROGRAM

IQ: Single-Family Channel (Low- and Moderate-Income)

Overview: The IQ: Single-Family Channel provides comprehensive home efficiency upgrades and weatherization to single-family homes.

Q4 Update:

- 136 retrofit projects were completed in Q4, with an additional pipeline of 154 projects transitioning to 2024 providing a strong start to the new program year.
- 19 electrification projects were received throughout Q4. Unfortunately, completion was impacted due to the need for electrical load upgrades to properties, pushing project completions into 2024.
- Program Staff completed 351 home assessments in Q4, with 1,692 completed, for the program year. Q4 assessments identified opportunities to restructure field staff to be cross trained for energy assessments and quality control inspections. This comprehensive staff model will provide better customer satisfaction and more efficiency in the lifecycle of each project.
- 54 customer homes benefited from heat restoration in Q4, with 141 impacted, for the program year.
 - The Emergency Furnace offering was assessed for inefficiencies and opportunities to enhance the customer experience during Q4, with a new process created to focus on staff leads and enhanced communication with the HVAC Program Ally. This process was rebranded to identify the offering as heat restoration. Feedback from both customers and Program Allies was very positive in relation to expedited timelines and increased communication.
- 88 homes received health and safety home remediations in Q4.
 - To ensure prudent spending of program dollars, an investment-to-savings tool was implemented in Q4.

IQ: Single-Family Channel (Joint Utility Offering)

Overview: The Joint Utility Offering coordinates with Nicor Gas to deliver energy efficiency retrofits in the Single-Family Channel when customers are both Ameren Illinois Electric and Nicor Gas customers, utilizing the successful Community Based Organization customer outreach delivery model.

Q4 Update:

- Throughout Q4, 102 customers were served through home energy assessments with Direct Install Measures. Of those 102 customers, 57 took advantage of comprehensive whole home upgrades.
- Two new Program Allies who enrolled in Q2 and Q3 continued their participation through Q4 for a total of three Program Allies participating in the channel.
- An increased cadence of project completions occurred in Q4, as well as strategic savings alignment between Ameren Illinois and Nicor on gas-to-electric conversions, resulting in the channel exceeding the annual savings targets.
- To enhance outreach efforts and increase electric savings attained, the Channel distributed 256 holiday energy efficiency kits to Joint Utility customers, with electric savings claimed on each.



Artwork by Chantell Marlow, member of the Peoria Guild of Black Artists

RESIDENTIAL PROGRAM



Artwork by Chantell Marlow, member of the Peoria Guild of Black Artists

IQ: Community Action Agency Channel (Low-Income)

Overview: The IQ-Community Action Agency Channel partners with Community Action Agencies (CAA) located in Ameren Illinois' service territory providing comprehensive home efficiency upgrades and weatherization to low-income single-family homes.

Q4 Update:

- 78 projects were braided in Q4, with 323 projects braided for the program year. This represented a 12-project increase from the previous program year.
- Illinois Association of Community Action Agencies (IACAA) traveling support specialists completed coordinator training during Q4, allowing the IACAA to provide a greater level of service to agencies. Specialists were able to complete 34 assessments and 18 desk audits at partner agencies.
- In Q4, the IACAA transitioned the traveling support specialists from a utility-funded to a fee for service model. This new process has been relatively seamless and should continue to provide long-term agency support without the ongoing need for utility funding.

IQ: Multifamily Channel (Low-Income)

Overview: The IQ- Multifamily Channel targets low-income, multifamily properties and uses a diverse vendor in its outreach to facility managers.

Q4 Update:

- The channel experienced increased participation during Q4 with 94 projects completed and 236 buildings served including 1,231 residential units.
- The first phase of a large set of buildings in St Clair County was completed during Q4 and included 38 units, with the remaining 102 units slated for completion in PY24.
- In Q4, 155 heat pumps were installed, contributing to 586 heat pump installations, through Q4. Over 600 remain in the pipeline for the next program year.

IQ: Smart Savers Channel (Low-Income) (Third-Party)

Overview: The IQ-Smart Savers Channel offers an entry point into energy efficiency by providing low-income residential customers the ability to acquire a smart thermostat at no cost.

Q4 Update:

- The Channel experienced increased participation in Q4 as the Google Blitz marketing effort continued. In total, 6,068 orders were received through the Channel, with 509 Program Ally install requests completed.
- Seven new Program Allies were onboarded during Q4, providing additional territory coverage for the 112 eligible ZIP codes.
- Throughout Q4, 21 Program Allies actively participated in the channel with 72% identified as diverse or non-profit.

IQ: Community Kits Channel (Low-Income) (Third-Party)

Overview: The Community Kits Channel primarily distributes kits through community-based partners and other outreach efforts.

Q4 Update:

- Through Q4, 18 Community Partners achieved over 99% of the overall PY2023 kit target, with 2,965 kits distributed.

RESIDENTIAL PROGRAM

IQ: Mobile Homes Weatherization and Air Sealing Channel (Low-Income) (Third-Party)

Overview: *The Mobile Homes Weatherization and Air Sealing Channel targets energy-efficient building envelope and heating system improvements in the unique residential dwelling type of mobile homes for low-income Ameren Illinois electric and gas customers.*

Q4 Update:


- Full subscription was achieved in early Q4 allowing Program Allies 12 weeks to complete all pending project installations and begin building the pipeline for the next program year.
- Staff identified four new Community Action Agencies willing to partner with the channel in Q4, significantly expanding the reach of the channel and benefiting mobile and manufactured home residents.

IQ: Healthier Homes Channel (Low- and Moderate-Income) (Third-Party)

Overview: *The Healthier Homes Channel assists low- to moderate-income customers by completing comprehensive Home Health Assessments during a standard Energy Assessment. During the Assessment, key variables are examined to determine overall air quality and identify any trouble spots.*

Q4 Update:

- Energy Infrastructure Partners was awarded the contract in mid-November to implement the Healthier Homes Initiative in 2024.
- Implementation strategy and design activities occurred during Q4, with an intended launch in early Q1 of 2024.

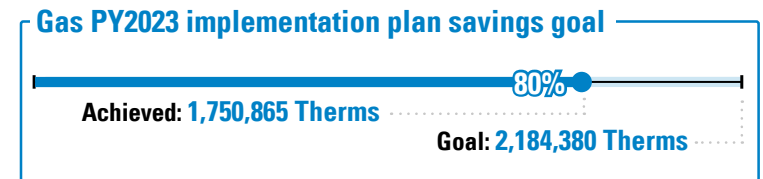
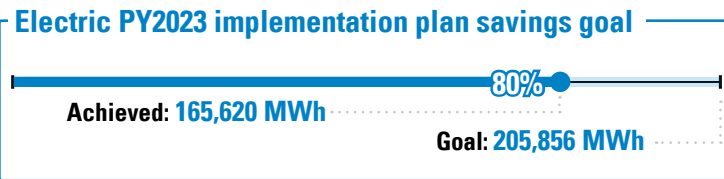


Artwork by Chantell Marlow, member of the Peoria Guild of Black Artists

BUSINESS PROGRAM

The Business Program is comprised of six core initiatives that provide incentives and services to non-residential customers, excluding exempt and self-direct customers, to achieve electric and natural gas energy savings. The core initiatives for the Business Program are Standard, Small Business, Custom, Midstream, Retro-Commissioning (RCx) and Street Lighting. Financial incentives to customers are the cornerstone of the program, to drive them to identify and complete energy efficiency projects and reduce their energy usage. Other aspects include education and training for customers and market professionals, energy efficiency marketing and advancement of energy management, monitoring and building control systems beyond standard industry practices.

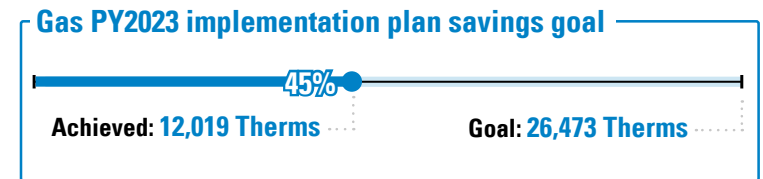
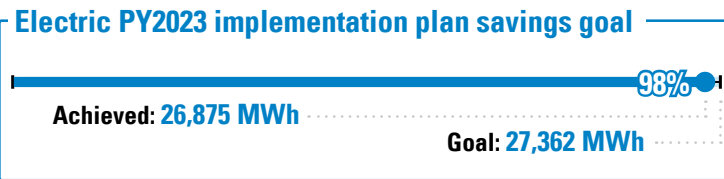
- **Through Q4, the Business Program has achieved 165,620 MWh (80%) of its PY2023 electric implementation plan savings goal of 205,856 MWh, and 1,750,865 therms (80%) of its PY2023 gas implementation plan savings goal of 2,184,380 therms.³**



Q4 Update Business Program (Third-Party):

Consistent with the Sections 8-103B(g)(4) of the Illinois Public Utilities Act 220 ILCS 5/8-101, the identified initiatives are being funded by Ameren Illinois as part of the third-party energy efficiency programs and are separately reported in this section.

- **Through Q4, 3rd Party Programs achieved 26,875 MWh (98%) of the Ameren Illinois electric PY2023 implementation plan savings goal of 27,362 MWh and 12,019 therms (45%) of the Ameren Illinois PY2023 gas implementation plan savings goal of 26,473 therms.**



Artwork by Chantell Marlow, member of the Peoria Guild of Black Artists

³Savings and goal inclusive of projected gas to electric fuel conversion savings.

BUSINESS PROGRAM

Business Standard Initiative

Overview: *The Business Standard Initiative provides incentives to customers that purchase energy-efficient products. Measures included within this initiative will have predetermined savings values consistent with the Illinois Statewide Technical Reference Manual or industry-accepted savings calculations and have fixed incentive levels. Applications are filled out and delivered to Program staff via participating Program Allies (e.g. contractors and trade allies) and/or directly by participating customers. Applications can be submitted a variety of ways, including the Program website at AmerenIllinoisSavings.com. Various measures may require a simple calculation to identify measure savings, but the measure level incentives will remain fixed regardless of individual project characteristics.*

Q4 Update:

- 142 electric and 129 gas projects were completed in Q4, with 23 pre-approved applications and seven approved projects completed in Empowered Communities.
- 14 Building Operator Certification graduates were recognized through Q4 from commercial & industrial customers across the Ameren Illinois service territory.

Midstream Initiative

Overview: *The Midstream Initiative provides simple access to incentives for Business customers via a network of distributors supplying equipment to the trade allies. The Initiative also recruits distributors and wholesalers of lighting and incentivized HVAC and commercial kitchen equipment to increase the adoption of high efficiency measures such as HVAC equipment, heat pump water heaters and new electric and gas kitchen appliances.*

Midstream Lighting Channel (Third-Party)

Overview: *The Business Midstream Lighting Channel provides incentives for energy-efficient lighting to customers at the point of sale. Ameren Illinois customers can visit the AmerenIllinoisSavings.com website to find a list of enrolled distributors offering incentives on lighting products such as linear TLED, high lumen screw-in lights and other common commercial lighting fixtures.*

Q4 Update:

- Program staff enrolled 26 distributor partners in the new online submission portal in Q4. This portal enables increased communication with the distributor partners to help drive project completions.
- Thank You cards were sent in Q4 to customers that participated in the Midstream Lighting Channel to nurture continued participation and educate customers on other offerings in the Energy Efficiency Portfolio.
- The first distributor was enrolled in direct deposit during Q4, allowing faster payment times to the partner.



Artwork by Chantell Marlow, member of the Peoria Guild of Black Artists

Midstream HVAC Channel (Third-Party)

Overview. *The Business Midstream HVAC Channel provides incentives for energy-efficient HVAC equipment to customers at the point of sale. Ameren Illinois customers can visit the [AmerenIllinoisSavings.com](https://www.amerensavings.com) website to find a list of enrolled distributors offering incentives on HVAC equipment such as central air conditioners, air source heat pumps, smart thermostats, heat pump water heaters and notched V-belts.*

Q4 Update:

- Contractors identified during the HPWH promotion in collaboration with ENERGY STAR® Manufacturers Action Council (ESMAC) were added to the Energy Star 'Find a Contractor' list during Q4. This resulted in 5 new distributor locations enrolled, with 13 enrolled through Q4.
- Thank You cards were sent in Q4 to customers that participated in the Midstream HVAC Channel to nurture continued participation and educate customers on other offerings in the Energy Efficiency Portfolio.
- Feedback was collected through an Air Source Heat Pump System Survey in Q4. This survey aimed to help Channel staff better understand how system settings are configured for customers. 21 contractors and 9 distributors responded to the survey.

Midstream Commercial Food Service Channel

Overview. *Midstream Commercial Food Service Channel promotes high efficiency commercial food service measures, utilizing partnerships with distributors throughout the state of Illinois.*

Q4 Update:

- Workpapers were submitted to the Technical Advisory Committee (TAC) during Q4, to obtain agreement on savings calculations in the Technical Reference manual (TRM) for expansion of energy efficient equipment offered through the Channel in future program years.
- In Q4, Channel staff developed a participant survey to request feedback on how to better serve the marketplace and pivot the Channel, when needed. The survey will be distributed in 2024, with all feedback reviewed and implemented where appropriate.
- Seven Dealer trainings were conducted in Q4 to educate distributors on the Energy Efficiency Program and to provide an impactful experience for the Ameren Illinois customer.



Small Business Initiative

Overview: *The Small Business Initiative incentivizes customers to install energy-efficient products and perform energy savings retrofits. Small Business Direct Install (SBDI) and Small Business Energy Performance measures are marketed and installed by a group of Program Allies experienced and trained to assist small business, non-profits, schools and local government in becoming more energy-efficient. Customer eligibility is primarily based upon delivery service rates DS-2 and DS-3A (400 kW demand or less) for electric and GDS-2 for natural gas. In all Small Business Channels, measures are heavily incentivized in order to increase participation and ensure a high degree of trade ally interest and focus in serving these customers.*

Small Business Direct Install Channel

Overview: *Small non-residential customers receive lighting and refrigeration upgrades through this Channel.*

Q4 Update:

- Small Business Energy Advisors (SBEAs) put dedicated focus on enhancing Program Ally outreach in Q4 to emphasize the need for end of year project completion.
- Program Allies completed 1,822 of 3,599 projects submitted through Q4, resulting in a completion rate of 50.6%. Ally commitment to project completion was broad, with 106 allies completing projects during the year.
- The Channel completed 224 Network Lighting Control (NLC)/Luminaire-Level Lighting Controls (LLLC) projects, through Q4, as a direct result of the training conducted in Q3.

Small Business Energy Performance Channel

Overview: *Small non-residential customers receive HVAC and weatherization upgrades through this Channel.*

Q4 Update:

- 132 weatherization measures were completed at 54 customer sites throughout Q4. 30 additional sites have begun and are expected to complete in 2024.



Business Custom Initiative

Overview: *The Business Custom Initiative applies to measures in compressed air, lighting, HVAC, refrigeration, motors/drives, waste/water treatment and process upgrades that do not fall into the Standard or Street Lighting Initiatives. Complex and large-scale new construction and building renovation projects also qualify under the Custom Initiative. These projects normally are complex and unique, requiring separate incentive applications and measurement and verification plans in place in order to calculate estimated energy savings.*

Q4 Update:

- 45 Project applications were received in Q4, with nine of the applications coming from a large university. Five of these applications were New Construction totaling 2,250 MWh.
- Four Feasibility Study applications were received in Q4 for a total of 21 received for the program year.
- 69 Staffing Grants were awarded throughout Q4 to assist commercial, public sector and industrial customers with the staffing needed to develop Custom projects.
- One Metering and Monitoring application was received in Q4, for a total of 10 received for the program year.
- In Q4, four Process Energy Assessments were completed, with 20 completed through the last quarter.
- Four Strategic Energy Management (SEM) applications were received throughout Q4.

Business Retro-Commissioning (RCx) Initiative

Overview: *The Retro-Commissioning Initiative identifies and implements no cost/low cost (zero- to one-year payback) energy efficiency measures to optimize the operation of existing systems for building automation, compressed air, industrial ventilation, industrial refrigeration and healthcare-related systems. The plan developed for each project provides a roadmap of capital projects that may be implemented and incentivized under the Custom and Standard Initiatives. The energy efficiency measures in this Initiative are generally beyond what is offered by the Standard Initiative. Healthcare and compressed air studies also work hand-in-hand with recommending Standard incentives where applicable.*

Q4 Update:

- Several large facility projects are in progress with expected completion in 2024.
- 31 virtual commissioning projects were completed through Q4.



Artwork by Chantell Marlow, member of the Peoria Guild of Black Artists

Street Lighting Initiative

Overview. For the Street Lighting Initiative, the Municipal-Owned Channel incentivizes municipal customers to upgrade their streetlight fixtures to LED technology. AIC-owned streetlights are incentivized via the Ameren-Owned Channel and include both early replacement and replace on failure retrofits.

Municipal-Owned Street Lighting Channel

Q4 Update:

- Four projects were completed in four communities through Q4, which included 129 streetlight upgrades.

Ameren-Owned Street Lighting Channel

Q4 Update:

- 2,063 replacements were completed across 18 communities in the Ameren Illinois Service territory throughout Q4.
- 10,614 early replacement streetlights were exchanged in 57 communities through Q4, exceeding the 10,000-replacement target.
 - An additional 18,775 streetlights were replaced on failure, totaling 29,389.



VOLTAGE OPTIMIZATION



Overview: Voltage Optimization ("VO") is the use of automation on distribution voltage control devices (switched capacitor banks, voltage metering, voltage regulators and Load Tap Changers LTCs) to reduce the reactive power (VAR) flows on a circuit and lower the voltage within regulatory limits to reduce end-use customer energy consumption and utility distribution system losses. As part of its portfolio, Ameren Illinois plans to deploy VO to an estimated 1,047 cost-effective circuits from 2019-2025 while using its best efforts to identify and prioritize circuits with low-income customers.

Q4 Update:

- **Through Q4, Voltage Optimization achieved 77,988 MWh (99%) of the Ameren Illinois electric PY2023 implementation plan savings goal of 78,500 MWh.**
 - A total of 215 circuits were built in 2023 and are being measured in 2024, with an additional 321 planned for construction in 2024.

MARKET TRANSFORMATION

Overview. Market transformation is the strategic process of intervening in a market to create lasting change in market behavior by removing identified barriers or exploiting opportunities to accelerate the adoption of cost-effective energy efficiency as a matter of standard practice. The intent is to transform markets, meaning changes in the market structure or function, so that efficient products, services and practices are adopted within specific target markets on an accelerated, sustained and permanent basis.

Q4 Update:

- Completed two, two-part webinar series on Luminaire Level Lighting Controls (LLLC) focused on educating Distributors and Installers about bidding, procuring, and installing LLLC systems.
- Ameren Illinois presented the Luminaire Level Lighting Controls Market Transformation Initiative (LLLC MTI) Business Plan to the SAG Market Transformation Working Group for review and proceeded accordingly to take LLLC from a pilot to full implementation as an MTI.
- Ameren Illinois (AIC) received Pilot Design and Co-Funding opportunity recommendations from Resource Innovations for High Performance Window (HPW) MTI designed to move HPW MTI efforts forward in 2024. Additionally, AIC received updates on national HPW efforts through the Partnership for Advanced Windows (PAWS) 2023 Stakeholder update further informing potential 2024 efforts.



MARKET DEVELOPMENT INITIATIVE



Artwork by Brenda Pagan, member of the Peoria Guild of Black Artists

Overview: As a part of the overall goal, Ameren Illinois uses approved Market Development Initiative funding to provide access to customers that have not yet participated, increase the number of local and diverse candidates filling energy efficiency jobs and expand existing or launch new local and diverse businesses in the energy efficiency field.

This section was prepared in partnership with the Market Development Initiative Implementation Partners.

Diverse Procurement

Overview: As part of the Market Development Initiative, the Diverse Procurement Channel focuses on identifying and preparing diverse-owned businesses for utility procurement opportunities.

Q4 Update:

- Program staff recommended 25 diverse business enterprises as RFP-ready bidders to the Ameren Illinois Energy Efficiency Program through the end of Q4.
- Program Staff engaged 157 diverse business enterprises through Q4, to understand their products and services and then presented those products and services to implementation partners.
- The Diverse Vendor Procurement (DVP) database grew in Q4, with 646 total vendors and 70 DVP database users enrolled for the program year.

Community Based Organization Management

Overview: As part of the Market Development Initiative, the Community Based Organization Management Channel focuses on cultivating partnerships with organizations within the Ameren Illinois service territory to perform outreach through referrals and provide energy efficiency measures to Ameren Illinois customers.

Q4 Update:

- Through Q4, Community partners provided 739 Single Family Income Qualified referrals resulting in 64 completed projects.
- Community Partners engaged 86,918 customers across 480 events through the end of Q4.
- Community Partners provided referrals to the Smart Savers Initiative for the first time in Q4, adding an opportunity to introduce customers to energy efficiency.

MARKET DEVELOPMENT INITIATIVE



Artwork by Alexander Martin, member of the Peoria Guild of Black Artists

Workforce Development

Overview: As part of the Market Development Initiative (MDI), the Workforce Development Channel focuses on identifying and preparing jobseekers for open energy efficiency positions as well as connecting qualified jobseekers with employers.

Q4 Update:

- The Market Development Initiative served 289 jobseekers through the end of Q4.
 - 26 jobseekers were placed in energy efficiency jobs.
 - 46 jobseekers were placed in energy efficiency training opportunities.
- Program staff organized and co-hosted a Building Performance Institute (BPI) Certification training with a Community Partner, presenting Community Partner staff with the opportunity to become certified.
- As part of Workforce Development, Program staff partnered with 6 community-based organizations to submit 8 grants through the grant writing assistance program, resulting in more than \$4 million in total grant funding awarded.

Market Development Action Plan (MDAP)

Overview: The Market Development Action Plan (MDAP) contains both diagnostic and action-oriented strategies that have been identified to foster a more inclusive implementation portfolio and create opportunities for underserved communities. Identified strategies are either measure-focused or derived from a need to create energy efficiency synergies across customer segments. MDAP approaches are executed from within the implementation portfolio and lead to claimed energy savings, portfolio leveraging and/or workforce development. Team members across all implementation segments are involved in the development and delivery of the concepts contained below with the goal of each strategy having full integration into standard portfolio operations.

Q4 Update:

- In Q4, Ameren Illinois Energy Efficiency Program staff tracked 83 Market Development Action Plan (MDAP) commitments to infuse equity throughout implementation of the Portfolio. Additionally, Market Development Initiative staff received individual Market Development Action Plans from 18 implementation partners and tracked a combined 109 total commitments, with 60 completed commitments across all partners. Examples:
 - Program staff provided free mobile home weatherization training to local contractors and program allies to allow for more quality in-depth offerings and services for these customers.
 - Staff shared the MDI Workforce Development intake form with participating high school seniors to begin them on their energy efficiency workforce journey and provide additional resources for jobseekers.

MARKETING EDUCATION AND AWARENESS



Overall Portfolio

Q4 Update:

- Smart Thermostat Blitz with Google concluded at the end of Q4, with a multifaceted campaign that included print, digital, outreach and media exposure to meet goals.
- Media Interviews occurred across the Ameren Illinois service territory in Q4, in collaboration with Corporate Communications to provide seasonal messaging related to energy efficiency.

Residential Program

Q4 Update:

- Program Staff implemented tree planting with the Tree Planting Pilot during Q4, with 120 volunteers and 100 customers impacted.
- During Q4, Program Staff participated in ten community events within the service territory promoting residential incentives and offerings and increasing energy efficiency awareness.

Business Program

Q4 Update:

- Ameren Illinois Business Symposium occurred during Q4, with 575 attendees, including customers, Program Allies and Program partners.
- During Q4, Program Staff participated in eight community events within the service territory promoting business incentives and increasing energy efficiency awareness.

LOW-INCOME ENERGY EFFICIENCY ACCOUNTABILITY COMMITTEE (LIEEAC)



Q4 Update:

- IQ-South facilitation activities included the following during Q4:
 - ▶ **Website:** Maintaining a clear, appealing, informative, regularly updated IQ Committee website
 - ▶ **Project Management through SharePoint:** The IQ-S Facilitation Team has developed committee and subcommittee SharePoint sites to maintain Committee documents, work product, and distributions lists in a structured and highly organized collaborative tool.
 - ▶ **Ongoing Recruitment/Engagement by End-Use Customers (Returning Citizens/Diverse Contractors):** The IQ-S Facilitation Team has recruited new Committee participants for the subcommittees. The IQ-S Facilitation Team also solicited direct participation from community members that the committees are seeking to effectively serve, including returning citizens and diverse contractors. Hearing directly from individuals has been extremely enriching, informative and helpful.
 - ▶ **New and Proposed Changes to Ameren IL Portfolio:** The IQ-S EE Committee process and approach is intended to provide thoughtful, well-researched, well-socialized recommendations to Ameren IL through a collaborative and transparent process. Recommendations are intended to not duplicate existing Ameren IL efforts. Both the IQ-S Portfolio Planning process and Subcommittee Work Plans contain timelines to provide Committee recommendations to Ameren IL in line with the IL EE SAG 2026 - 2029 Portfolio Planning calendar.

CUSTOMER COORDINATION EFFORTS



Q4 Update:

- Energy Efficiency program staff provided comprehensive program training to two customer service new hire classes containing 13 new employees during Q4, with strong engagement from students and trainers.
- Energy Efficiency customer service informational placemat was completed and distributed to key partners within customer service. Updates to program dates, information and hyperlinks were completed.

MULTIFAMILY REPORTING



a. Percent of buildings/projects (and number of apartments within those buildings) served YTD that received whole building assessments.

100%

b. Percent of buildings/projects and apartments served YTD that received only Direct Install measures (either in-unit or common area).

Projects	Buildings	Units
54.7%	89.5%	85.6%

c. Percent of buildings/projects and apartments YTD that only received in-unit (Direct Install) measures.

Projects	Buildings	Units
46.3%	74.1%	61.1%

d. Percent of buildings/project and apartments YTD that received only common-area measures.

Projects	Buildings	Units
8.4%	15.4%	24.4%

IQ - Multifamily Measure types

End Use	Measure	Measure Type
Building Shell	Air Sealing	Major
Building Shell	Ceiling/Attic Insulation	Major
Consumer Electronics	Advanced Power Strip	Direct Install
HVAC	Advanced Thermostat	Direct Install
HVAC	Air Source Heat Pump	Major
HVAC	Duct Insulation and Sealing	Major
HVAC	Ductless Heat Pump	Major
Lighting	Commercial LED Exit Sign	Direct Install
Lighting	LED Specialty Lamp, Candelabra Base	Direct Install
Lighting	2 LED Specialty Lamp, Directional	Direct Install
Lighting	LED Specialty Lamp, Globe	Direct Install
Miscellaneous	Health and Safety	Direct Install
Water Heating	Domestic Hot Water Pipe Insulation	Direct Install
Water Heating	Low-Flow Faucet Aerator	Direct Install
Water Heating	Low-Flow Showerhead	Direct Install

MULTIFAMILY REPORTING

(A) Number of IQ MF buildings in which efficiency measures were installed and number of apartments in those treated buildings, by ZIP code.

ZIP Code	Number of Projects	Total Tenant Buildings	Total Tenant Units
60942	1	2	32
62221	1	1	2
62225	37	37	37
62401	2	2	10
62951	1	1	2
61462	1	4	32
61571	1	1	4
61614	1	1	17
61929	1	1	8
62024	1	1	7
62221	1	1	8
62226	2	9	41
62269	1	1	10
62274	2	2	12
62401	3	3	3
62447	1	3	12
62515	2	2	26
62526	3	21	67
62539	1	1	4
62568	1	2	4
62693	1	1	14
61443	1	1	2
61520	1	1	13
61554	3	17	160
61571	1	1	8
61938	3	4	14
62223	1	1	4
62305	2	9	40
62379	2	5	20
62401	1	1	2
62513	1	1	8
62664	1	1	6
62693	1	1	12
62881	1	6	24
62951	2	2	4
60936	1	1	24
60942	1	2	32
60970	1	9	18
61603	1	1	12
61615	1	10	180
61701	1	1	12
62002	4	24	192
62223	1	8	141
62225	1	134	268
62523	1	2	120
62526	1	21	97
62568	2	5	36
60936	1	1	24

60938	1	6	12
60942	1	2	32
60957	1	1	24
60970	2	21	43
61301	2	6	51
61401	2	2	166
61443	1	2	4
61520	1	1	13
61528	1	1	4
61603	2	2	14
61605	1	1	3
61606	2	2	7
61607	4	5	20
61614	1	1	17
61615	3	18	252
61738	1	4	8
61752	2	11	49
61820	1	1	5
61821	1	1	6
61832	1	1	65
61938	2	3	6
61953	1	1	4
62002	4	24	192
62040	4	6	22
62206	10	18	57
62221	1	1	8
62223	3	13	167
62225	12	810	893
62226	2	13	100
62269	1	8	52
62301	2	6	37
62379	1	3	10
62401	1	1	4
62447	1	3	12
62522	2	2	13
62523	1	2	120
62526	1	21	97
62548	1	2	4
62568	2	5	36
62864	1	8	150
62881	1	6	24
62901	1	1	3
Total	189	1413	4631



MULTIFAMILY REPORTING

(B) Number of IQ MF buildings in which major measures (building envelop and/or HVAC mechanicals) were installed and number of apartments in those treated buildings, by ZIP code.

ZIP Code	Number of Projects	Total Tenant Buildings	Total Tenant Units
60942	1	2	32
62221	1	1	2
62225	37	37	37
62401	2	2	10
62951	1	1	2
61462	1	4	32
61571	1	1	4
61614	1	1	17
61929	1	1	8
62024	1	1	7
62221	1	1	8
62226	2	9	41
62269	1	1	10
62274	2	2	12
62401	3	3	3
62447	1	3	12
62515	2	2	26
62526	3	21	67
62539	1	1	4
62568	1	2	4
62693	1	1	14
61443	1	1	2
61520	1	1	13
61554	3	17	160
61571	1	1	8
61938	3	4	14
62223	1	1	4
62305	2	9	40
62379	2	5	20
62401	1	1	2
62513	1	1	8
62664	1	1	6
62693	1	1	12
62881	1	6	24
62951	2	2	4
Total	86	148	669

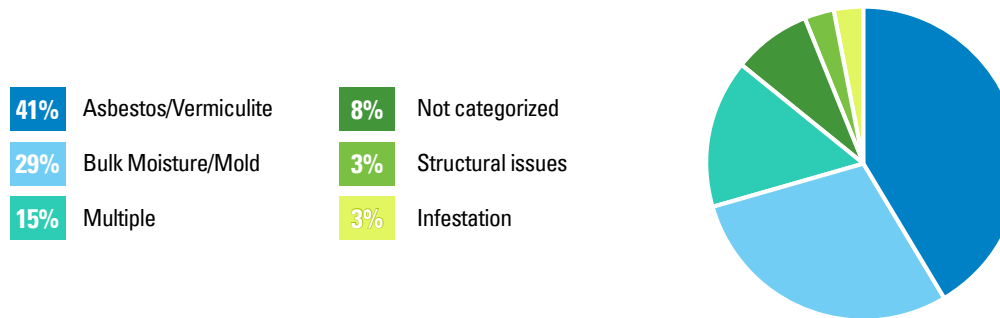


Health & Safety Reporting

Weatherization for Income Qualified Buildings

Buildings	CAA Single Family	IQ Single Family Channels	IQ Multifamily
Total Tracked	323	1296	148
Weatherized receiving Health & Safety (H&S)	295	1019	45
Did not need H&S to Weatherize	28	218	103
Not Weatherized due to H&S	0	59	0


Types of Health & Safety Issues in Buildings not Weatherized and Frequency Observed



Type and Frequency of H&S Issues Observed and Remediated

CAA Single Family	Observations	Remediated	Not Remediated*
CO/Smoke Alarm, Fire Extinguisher	446	446	0
Ventilation	301	301	0
Vapor Barrier	167	167	0
Lead Safe Practices	74	74	0
Electrical	71	71	0
Water Heater Repair/Replacement	68	68	0
PPE	65	65	0
Other	23	23	0
Bulk Moisture/Mold Remediation	21	21	0
Gas Line Repair	18	18	0
Heating System Replacement/Repair	17	17	0
Ductwork	11	11	0
Insulation, Structural Repair	8	8	0
Cooling System Repair/Replacement	5	5	0
Knob and Tube Remediation	4	4	0
Total	1299	1299	0

*Not Applicable for CAA as only completed projects are reported



Artwork by Chantell Marlow, member of the Peoria Guild of Black Artists

Health & Safety Reporting


Type and Frequency of H&S Issues Observed and Remediated

IQ Single Family Channels	Observations	Remediated	Not Remediated*
Ventilation	988	988	0
Vapor Barrier	419	419	0
CO/Smoke Alarm, Fire Extinguisher	371	371	0
Gas Line Repair	260	260	0
Water Heater Repair/Replacement	200	200	0
Bulk Moisture/Mold Remediation	202	180	22
Cooling System Repair/Replacement	156	156	0
Insulation, Structural Repair	120	118	2
Knob and Tube Remediation	74	74	0
Service Calls, Diagnostics, and Testing	52	52	0
Electrical	47	47	0
Heating System Replacement/Repair	37	37	0
Ductwork	32	32	0
Asbestos Remediation	57	28	29
Other	27	26	1
Unknown/Not categorized	12	0	12
Insulation Repair, Ceiling/Wall Repair	6	6	0
Infestation	4	2	2
Total	3064	2996	68

**Some projects not remediated may not have been completed for non-Health & Safety issues*

IQ Multifamily	Observations	Remediated	Not Remediated*
Asbestos Remediation	30	30	0
Ventilation	9	7	2
Ductwork	5	5	0
Vapor Barrier	3	3	0
Electrical	3	3	0
Total	50	48	2

**Some projects not remediated may not have been completed for non-Health & Safety issues*




Artwork by Chantell Marlow, member of the Peoria Guild of Black Artists

Implementer Partners

Initiative And/Or Channel	Implementation Partner
Residential Program	
Retail Products Initiative: Point of Purchase Channel	Leidos and Walker-Miller Energy Services
Retail Products Initiative: Online Store Channel	Leidos and Walker-Miller Energy Services and AM Conservation
Retail Products Initiative: Efficient Choice Tool Channel	Leidos and Enervee
Market Rate Single Family Initiative: Midstream HVAC Channel – Third Party	Leidos and CMC Energy Services and Energy Sciences
Market Rate Single Family Initiative: Home Efficiency Channel	Leidos
Market Transformation	Resource Innovations
Public Housing Initiative	Leidos and CMC Energy Services
Market Rate Multifamily Initiative	Leidos and CMC Energy Services
DDEP Initiative: School Kits Channel – Third Party	Leidos and National Energy Foundation
DDEP Initiative: High School Innovation Channel – Third Party	Leidos and National Energy Foundation
IQ Initiative: Single Family Channel	Leidos and Walker-Miller Energy Services and Resource Innovations
IQ Initiative: Community Action Agency Channel	Leidos and Walker-Miller Energy Services
IQ Initiative: Multifamily Channel	Leidos and CMC Energy Services
IQ Initiative: Community Kits Channel – Third Party	Leidos and Resource Innovations
IQ Initiative: Mobile Homes Weatherization and Air Sealing Channel – Third Party	Leidos and Future Energy Enterprises
IQ Initiative: Smart Savers Implementation Partner	Leidos and Staples & Associates
IQ Initiative: Healthier Homes	Leidos and Energy Infrastructure Partners, Urban Efficiency Group, Indoor Climate and Research Training
IQ: Electrification	Leidos and Walker-Miller Energy Services
Business Program	
Standard Initiative	Leidos and GDS & Associates, Midwest Energy Efficiency Alliance , Walker-Miller Energy Services, and AM Conservation
Midstream Initiative: Lighting Channel – Third Party	Leidos and CMC Energy Services and Energy Sciences
Midstream Initiative: HVAC Channel – Third Party	Leidos and CMC Energy Services and Energy Sciences
Small Business Initiative: Direct Install Channel	Leidos and Diverse Power Solutions and Staples & Associates
Small Business Initiative: Energy Performance Channel	Leidos and Diverse Power Solutions and Staples & Associates
Business Custom Initiative	Leidos and GDS & Associates, VK Energy , Energy Sciences and Willdan Inc.
Business Retro-Commissioning Initiative	Leidos and Power TakeOff and GDS & Associates
Streetlight Initiative: Municipal-Owned Streetlighting Channel	Leidos and GDS & Associates
Streetlight Initiative: Ameren-Owned Streetlighting Channel	Leidos and BRK Electrical Contractors, LLC
Market Transformation	Resource Innovations
Market Development Initiative (MDI)	
Community Partner Management	Resource Innovations
Diverse Vendor Procurement and Engagement	Walker-Miller Energy Services
Workforce Development	Leidos and Solutions for Energy Efficient Logistics (SEEL) and National Energy Foundation

- Prime Implementation Contractor
- Implementation Subcontractor

*Diverse and Non-Profit Partners denoted in **bold**.



Artwork by Chantell Marlow, member of the Peoria Guild of Black Artists

LIEEAC Quarterly Budget Report



Artwork by Chantell Marlow, member of the Peoria Guild of Black Artists

Cost Category	Total Budget	Jan.	Feb.	March	April	May	June	Final	Remaining Q1 - Q2	Comments
Facilitation Labor	\$168,502.87	\$2,078.26	\$4,664.95	\$6,666.05	\$5,022.73	\$1,788.30	\$25,685.75		\$122,596.83	
Unallocated	\$34,999.65		\$27.50				\$625.00		\$34,347.15	Charges for website hosting
Leadership Team Stipends or Grants	\$26,250.00								\$26,250.00	
Committee Participation Stipends	\$27,000.00								\$27,000.00	
Education and Outreach Grants	\$40,000.00								\$40,000.00	
Total (from Contract)	\$296,752.52									
Remaining	\$250,193.98									

LIEEAC Quarterly Budget Report



Artwork by Chantell Marlow, member of the Peoria Guild of Black Artists

Cost Category	Total Budget	July	Aug.	Sept.	Oct.	Nov.	Dec.	Final	Remaining	Comments
Facilitation Labor	\$168,502.87	\$16,597.00	\$12,667.50	\$20,165.50	\$34,486.00	\$38,027.00			\$653.83	
Unallocated	\$34,999.65			\$375.00			\$30,783.00		\$3,189.15	
Leadership Team Stipends or Grants	\$26,250.00						\$31,086.50		(\$4,836.50)	Over in LT Stipend Category. Will pay from Committee Stipend.
Committee Participation Stipends	\$27,000.00						\$3,900.00		\$23,100.00	
Education and Outreach Grants	\$40,000.00								\$40,000.00	Grant will be executed in 2024. No roll-over.
Total (from Contract)	\$296,752.52									
Remaining	62,106.48									