



Energy Efficiency and Solar Proposal for SAG EE Ideas Process



www.votesolar.org

*The utilities shall work to bundle low-income energy efficiency offerings with other programs that serve low-income households to maximize the benefits going to these households. **The utilities shall market and implement low-income energy efficiency programs in coordination with** low-income assistance programs, **the Illinois Solar for All Program**, and weatherization whenever practicable. **The program implementer shall walk the customer through the enrollment process for any programs for which the customer is eligible.** The utilities shall also pilot targeting customers with high arrearages, high energy intensity (ratio of energy usage divided by home or unit square footage), or energy assistance programs with energy efficiency offerings, and then track reduction in arrearages as a result of the targeting. This targeting and bundling of low-income energy programs shall be offered to both low-income single-family and multifamily customers (owners and residents). (220 ILCS 5/8-103B)(c)*



Health and Safety

Make the home safe. Fix the roof. Remediate the mold. Ground the electrical.

EE and Weatherization

Make the home comfortable. Tighten and insulate. Replace appliances and fixtures.

Electrical Upgrades

Prepare the panel. Ensure that the home is capable of electrification and rooftop solar.

Solar (Rooftop or Community)

Make the home affordable. Deploy rooftop or community solar to slash energy burdens.

Storage

Make the home resilient. Keep medicine cold and life supported. Build community strength and resilience.



Dignified



Efficient

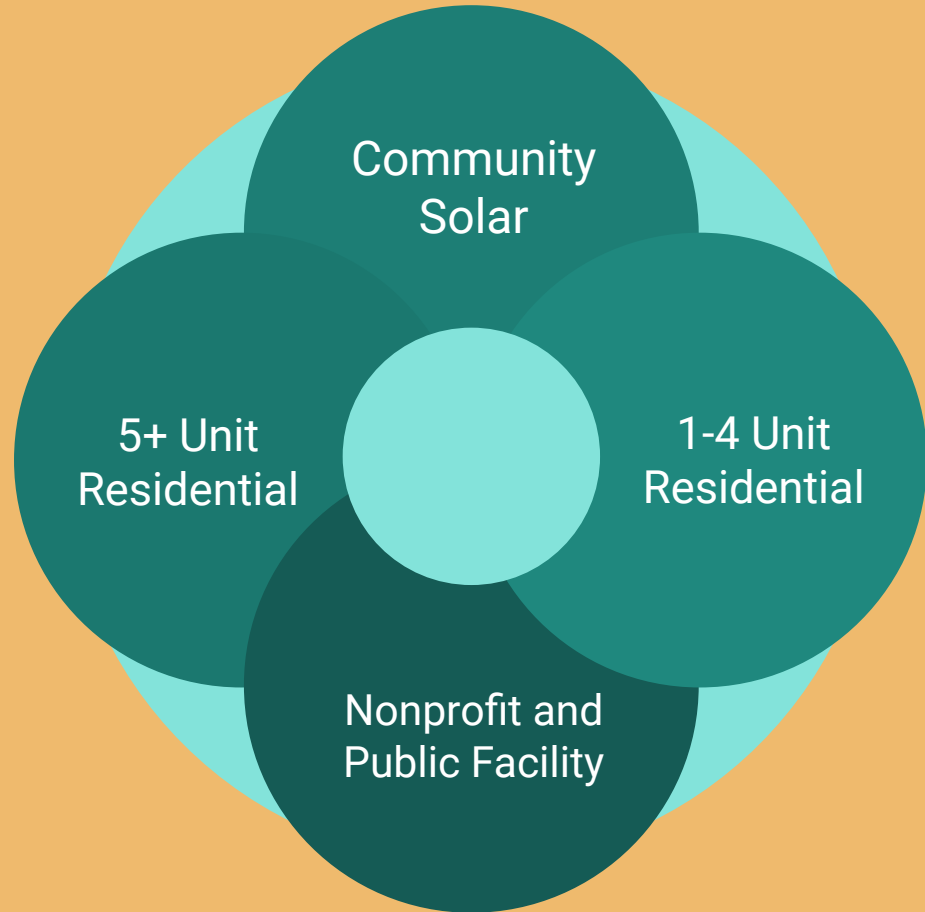


Simple

Illinois Solar for All



For residential subprogram, customers are **guaranteed no upfront costs and at least 50% of net metering benefits.**



Department of Energy

Biden-Harris Administration Launches Clean Energy Connector to Bring Nearly \$15 Million in Annual Energy Savings to Up to 40,000 Low-Income Households

MARCH 19, 2024

Illinois Governor JB Pritzker said, "We can't claim to be serious about a clean energy future until it's an option for everyone, not just those with the extra resources available to invest in technologies like solar. This program will expand solar to families who will see the most benefit from lower energy bills and place an equitable focus on clean energy distribution, an essential part of a sustainable future that I'm grateful the Biden-Harris Administration is prioritizing."

Income Threshold

80% Area Median Income



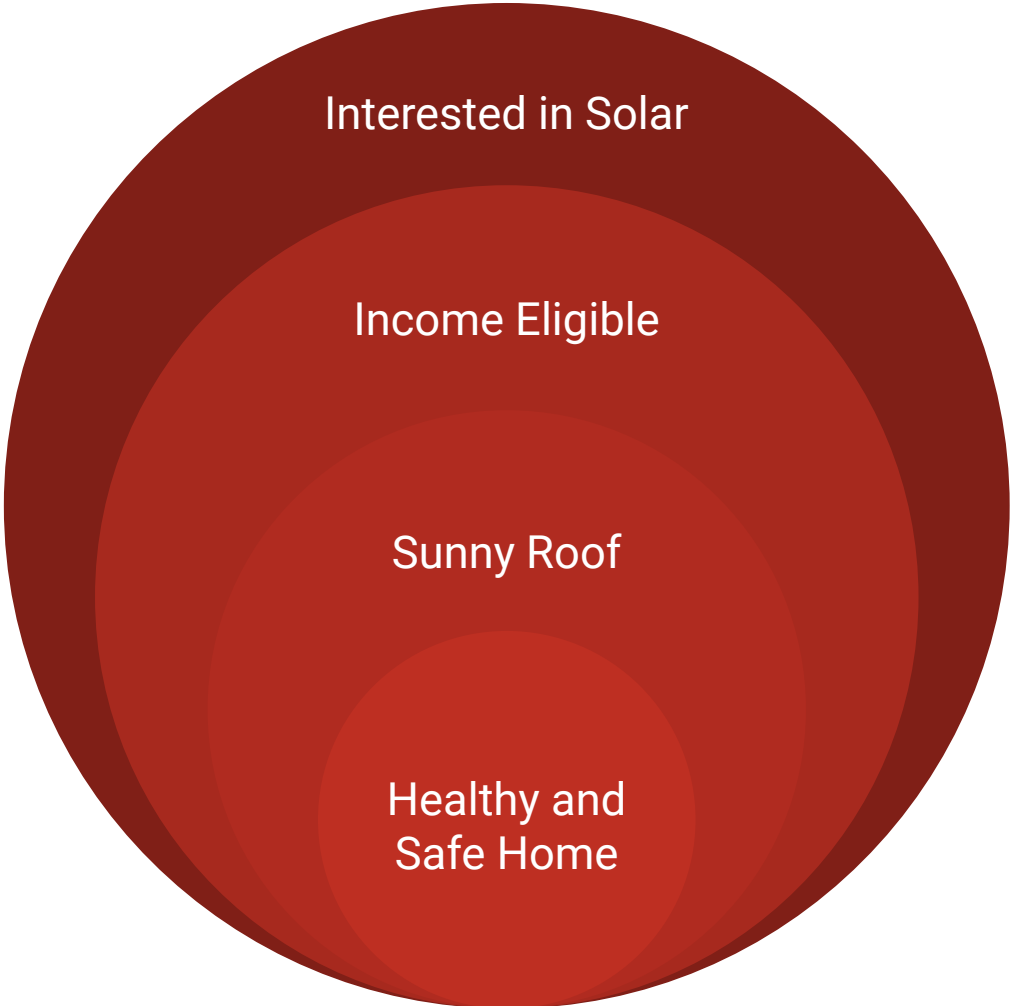
Illinois Solar for All

Maximum Income for Households to be Eligible for Illinois Solar for All

Effective 9/1/22

	1	2	3	4	5	6	7	8
Adams County	\$44,450	\$50,800	\$57,150	\$63,500	\$68,600	\$73,700	\$78,750	\$83,850
Alexander County (Cape Girardeau, MO-IL MSA)	\$39,900	\$45,600	\$51,300	\$56,950	\$61,550	\$66,100	\$70,650	\$75,200
Bond County (HUD Metro FMR Area)	\$47,250	\$54,000	\$60,750	\$67,450	\$72,850	\$78,250	\$83,650	\$89,050
Boone County (Rockford, IL MSA)	\$45,100	\$51,550	\$58,000	\$64,400	\$69,600	\$74,750	\$79,900	\$85,050
Brown County	\$49,800	\$56,900	\$64,000	\$71,100	\$76,800	\$82,500	\$88,200	\$93,900
Bureau County	\$44,000	\$50,250	\$56,550	\$62,800	\$67,850	\$72,850	\$77,900	\$82,900
Calhoun County (St. Louis, MO-IL HUD Metro FMR Area)	\$53,150	\$60,750	\$68,350	\$75,900	\$82,000	\$88,050	\$94,150	\$100,200

Pre-Approval	1. Submitted	2. Eligible	3. Ineligible or Withdrawn	
Number of Projects	45	9	21	
System AC Capacity <i>(in kW)</i>	358 kW	67 kW	165 kW	
Incentive Value <i>(in millions of dollars)</i>	\$1.10 MM	\$0.24 MM	\$0.52 MM	
Approved Projects	4. Selected	5. Under Development	6. Final Review	7. Complete
Number of Projects	55	136	1	0
System AC Capacity <i>(in kW)</i>	363 kW	962 kW	3 kW	
Incentive Value <i>(in millions of dollars)</i>	\$1.26 MM	\$3.27 MM	\$0.01 MM	
Program Totals	Total Number of Projects Submitted in Program Year	Total number of Approved Projects for Program Year	Program Year Budget	Remaining Budget
Number of Projects	267	192		
System AC Capacity <i>(in kW)</i>	1,918 kW	1,328 kW		
Incentive Value <i>(in millions of dollars)</i>	\$6.40 MM	\$4.54 MM	\$27.38 MM*	\$22.84 MM**





Health and Safety

Make the home safe. Fix the roof. Remediate the mold. Ground the electrical.

EE and Weatherization

Make the home comfortable. Tighten and insulate. Replace appliances and fixtures.

Electrical Upgrades

Prepare the panel. Ensure that the home is capable of electrification and rooftop solar.

Solar (Rooftop or Community)

Make the home affordable. Deploy rooftop or community solar to slash energy burdens.

Storage

Make the home resilient. Keep medicine cold and life supported. Build community strength and resilience.

Questions

- Does this connective tissue between energy efficiency and solar already exist anywhere? Are interventions stacked or sequenced in any current contexts?
- How can the utilities instruct program administrators or implementers to connect customers with the Illinois Solar for All program, as required by law? What infrastructure needs to be in place in ILSFA to receive these customers?
- How do we ensure that customers are protected along the journey? Shifting from a administrative program to a competitive one.

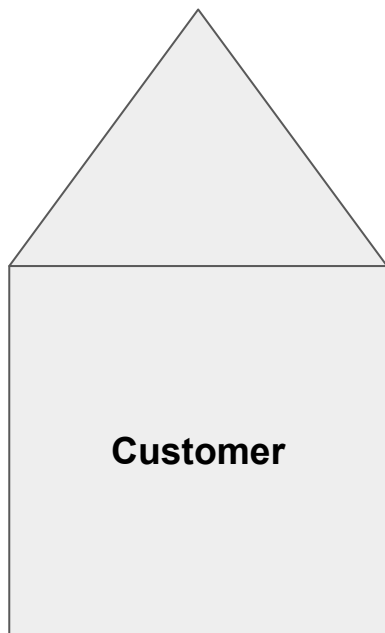
Thank you

John Delurey

john@votesolar.org

www.votesolar.org





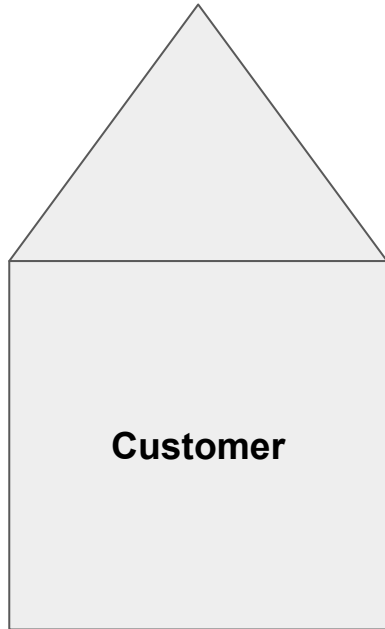
- Installation (including interconnection, equipment, labor, permits, etc.)
- Deferred maintenance issues and home repairs
- Ongoing operations and maintenance



- Federal Tax Credits (ITC)
- Illinois REC Incentives
- Federal home energy rebates
- State EE and electrification funding



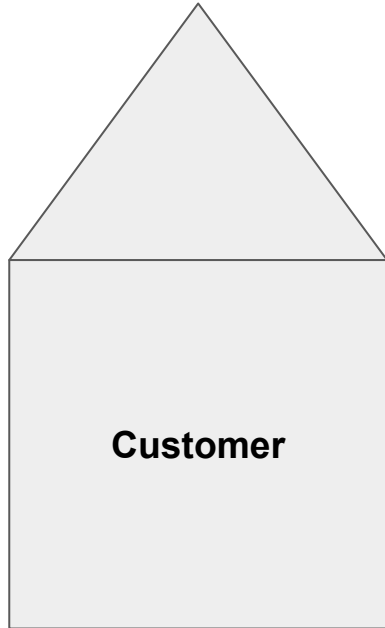
Year One (Install Costs)



- Average system size: 7 kW
- Average install cost: 3,250/kW (\$3.25/watt)
- Total install cost of solar system: \$22,750



Year Two (State and Federal Incentives)



- Ongoing maintenance and operations costs = \$100/year



- Federal Tax Credits (ITC) = \$6,825
- Illinois REC Incentives = \$22,079
- Total Incentives = \$28,904



**Net Cash
Flow w/
Incentives,
base ITC**

\$10,154

